

Narrow Bandpass 635-20 HT



Schneider-Kreuznach magnetron sputtered industrial narrow bandpass filters feature steep slopes for sophisticated applications that require a sharp transition between high transmission and deep blocking at stable cut-on and cut-off wavelengths. The layers are applied by means of magnetron sputtering, a special coating process.

Schneider-Kreuznach narrow bandpass filters are RoHS conform. Custom sizes are available on request.



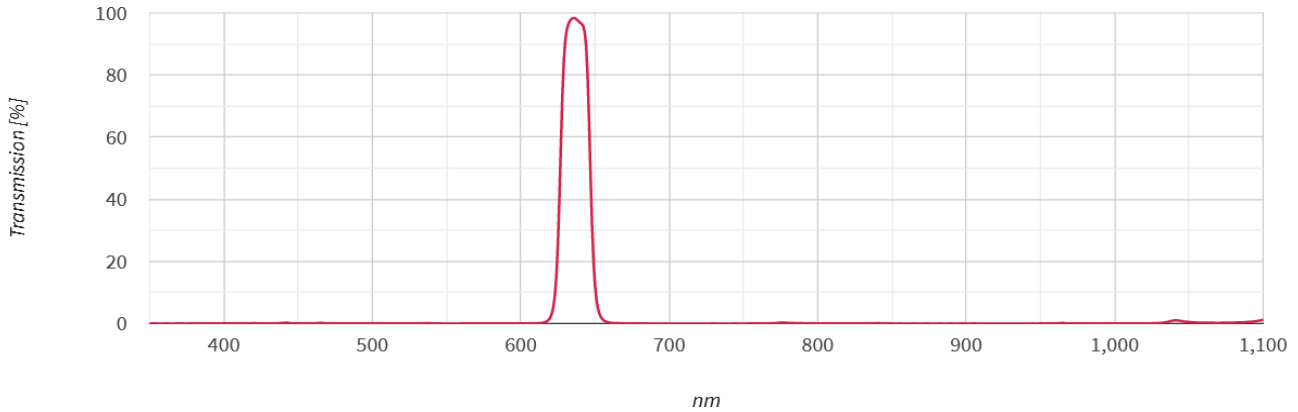
Key features	Applications
--------------	--------------

- Average transmittance 90%
- Steep slopes
- Wavelength tolerance +/- 3nm
- Deep blocking / High optical density

- Laser applications
- 3D Measurement and Metrology
- Food and beverage inspection
- Ophthalmology
- Microscopy

Standard Products		available on request	
Name	Description	Name	Description
NBP 450-40 HT	Narrow Bandpass 430 - 470 nm	NBP 405-15 HT	Narrow Bandpass 398 - 413 nm
NBP 635-20 HT	Narrow Bandpass 625 - 645 nm	NBP 457-20 HT	Narrow Bandpass 447 - 467 nm
NBP 660-10 HT	Narrow Bandpass 655 - 665 nm	NBP 488-20 HT	Narrow Bandpass 478 - 498 nm
		NBP 532-20 HT	Narrow Bandpass 522 - 542 nm
		NBP 810-45 HT	Narrow Bandpass 788 - 833 nm
		NBP 830-20 HT	Narrow Bandpass 820 - 840 nm

Narrow Bandpass 635-20 HT



Technical specifications	according to ISO 10110
Angle of incident	0° +/- 8°
Central Wavelength (CWL)	635 +/- 3nm
Full Width at Half Maximum (FWHM)	20 +/- 1nm
Transmittance	633 - 637 nm: $T_{abs} > 90\%$ < 610 nm: $T_{abs} < 0.5\%$
Blocking	660 - 1000 nm: $T_{abs} < 0.5\%$ 1000 - 1100 nm: $T_{abs} < 2.0\%$
Wavefront distortion	∅ >18 - 30 mm: 13/ 1(0.25) ∅ >30 - 50 mm: 13/ 1(0.30)
Parallelism	1'
Glass thickness tolerance	+/- 0.08mm

Mounted Industrial Filter [IF]			Unmounted Industrial Filterglass [IFG]		
Mount	Thickness	ID	Diameter	Thickness	ID
CMT	2mm	1088568	22.0 mm	2mm	1085478
CMT	1mm	<i>ID to be defined</i>	22.0 mm	1mm	<i>ID to be defined</i>
SH 25.5	2mm	1092367	23.0 mm	2mm	<i>ID to be defined</i>
SH 25.5	1mm	<i>On request only</i>	23.0 mm	1mm	<i>On request only</i>
SH 27.0	2mm	1090822	24.0 mm	2mm	1085479
SH 27.0	1mm	<i>On request only</i>	24.0 mm	1mm	<i>On request only</i>
SN1 30.5	2mm	1085800	29.0 mm	2mm	1085481
SN1 30.5	1mm	<i>On request only</i>	29.0 mm	1mm	<i>On request only</i>
SH 34.0	2mm	1106909	31.0 mm	2mm	<i>ID to be defined</i>
SH 34.0	1mm	<i>On request only</i>	31.0 mm	1mm	<i>On request only</i>
SH 35.5	2mm	1106910	33.0 mm	2mm	<i>ID to be defined</i>
SH 35.5	1mm	<i>On request only</i>	33.0 mm	1mm	<i>On request only</i>
SH 37.0	2mm	1106911	34.0 mm	2mm	1085482
SH 37.0	1mm	<i>On request only</i>	34.0 mm	1mm	<i>ID to be defined</i>
SH 39.0	2mm	1088548	36.0 mm	2mm	<i>ID to be defined</i>
SH 40.5	2mm	1106912	38.0 mm	2mm	<i>ID to be defined</i>
SH 43.0	2mm	1106913	40.0 mm	2mm	<i>ID to be defined</i>
SH 46.0	2mm	1106914	43.0 mm	2mm	1088523
SH 49.0	2mm	1106915	46.0 mm	2mm	1085483

Custom sizes available on request.

Order nomenclature	
IF NBP 635-20 HT [Mount] [Thickness] Example: IF NBP 635-20 HT SH 25.5 2	IFG NBP 635-20 HT [Diameter] [Thickness] Example: IFG NBP 635-20 HT 34.0 2

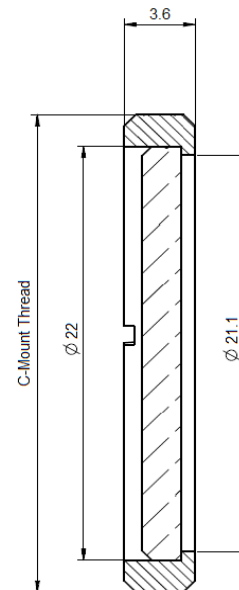
C-Mount

Defined by 1" (25.4mm) diameter and 32 turns per inch pitch, the C-Mount thread is a popular camera mount in machine vision industry. Schneider-Kreuznach offers a CMT mount option for most filters. So filters fit in any C-Mount based mechanics, including the C-Mount thread of a camera. The extension of the back flange distance has to be considered for imaging applications.

Key features	Applications
--------------	--------------

- | | |
|---|---|
| <ul style="list-style-type: none"> • Fits in C-Mount cameras • Robust • Black anodized brass | <ul style="list-style-type: none"> • Mounted in C-Mount camera threads • In vision systems based on C-Mount mechanics |
|---|---|

Thread	Diameter	Clear Aperture	Thickness
1" - 32	25.4 mm	21.1 mm	3.6 mm



SH-Mount

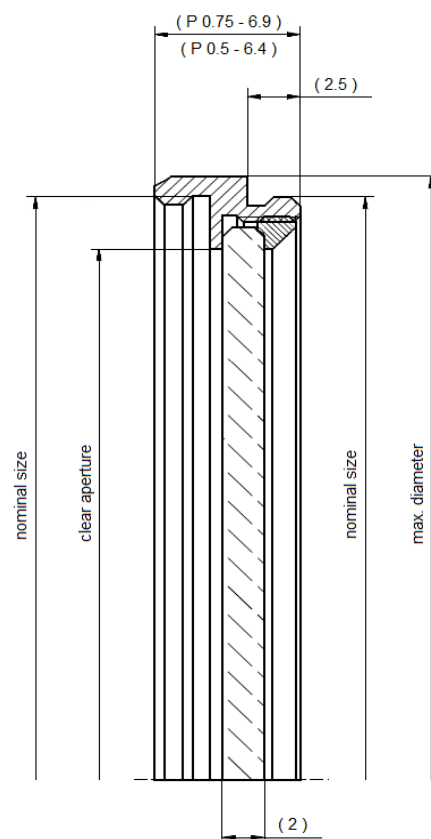
SH-Mount is the standard thread mount when high flexibility and stability is required. The filter glass is held in place by a retainer ring. SH-Mounts are extremely robust, have a female and male M-thread and can be stacked if several filters must be combined.

Key features	Applications
--------------	--------------

- | | |
|---|---|
| <ul style="list-style-type: none"> • Stackable • Robust • Black anodized brass | <ul style="list-style-type: none"> • Mounted on lenses • Mounted on measurement instruments |
|---|---|

Thread	Diameter	Clear Aperture	Thickness
M 25.5x0.5	29.5 mm	20.8mm	6.4 mm
M 27.0x0.5	31.0 mm	21.8 mm	6.4 mm
M 35.5x0.5	39.5 mm	29.8 mm	6.4 mm
M 37.0x0.75	41.0 mm	31.8 mm	6.9 mm
M 39.0x0.5	43.0 mm	33.8 mm	6.4 mm
M 40.5x0.5	44.5 mm	35.8 mm	6.4 mm
M 43.0x0.75	47.0 mm	37.8 mm	6.9 mm
M 46.0x0.75	50.0 mm	40.8 mm	6.9 mm
M 49.0x0.75	53.0 mm	43.8 mm	6.9 mm
M 52.0x0.75	56.0 mm	46.8 mm	6.9 mm
M 55.0x0.75	59.0 mm	49.8 mm	6.9 mm
M 58.0x0.75	62.0 mm	52.8 mm	6.9 mm
M 62.0x0.75	66.0 mm	56.8 mm	6.9 mm
M 67.0x0.75	71.0 mm	61.8 mm	6.9 mm

UV/IR Cut 380 - 650 nm



SN1-Mount

The SN1-Mount was designed for the popular M30.5x0.5 thread. With its high clear aperture, vignetting can be avoided even for wide angle applications. The filter is glued into the mount. So it is secured against vibrations when integrated into robots or production lines. It is ideal to be used in automated fabrication. SN1-Mounts have a male and female M-thread and can be stacked if several filters must be combined.

Key features	Applications
<ul style="list-style-type: none"> • Maximum clear aperture • No vignetting • Stackable • Robust • Black anodized brass 	<ul style="list-style-type: none"> • Mounted on lenses • Mounted on measurement instruments

Thread	Diameter	Clear Aperture	Thickness
M 30.5x0.5	32 mm	28 mm	6.5 mm



Headquarters Europe

Jos. Schneider Optische Werke GmbH
Ringstraße 132
55543 Bad Kreuznach
+49 671 601 205
isales@schneiderkreuznach.com
www.schneiderkreuznach.com

Offices Worldwide

America

+1 800 645 7239 (East Coast)
+1 800 228 1254 (West Coast)
info@schneideroptics.com

Asia

+86 755 8832 1170
info@schneider-asiapacific.com