

This high resolution 2/3" C-Mount lens is compact and robust and therefore ideal for demanding imaging applications even in harsh environment. A special ruggedization further increases the mechanical stability of the lens. With the special broadband AR coating it can be used in the visible 400 to 700 nm and in the NIR 700 to 1000 nm range.

## Key features

- Compact design
- Ruggedized mechanics
- 11 mm image circle
- 400-1000nm AR coating

## Applications

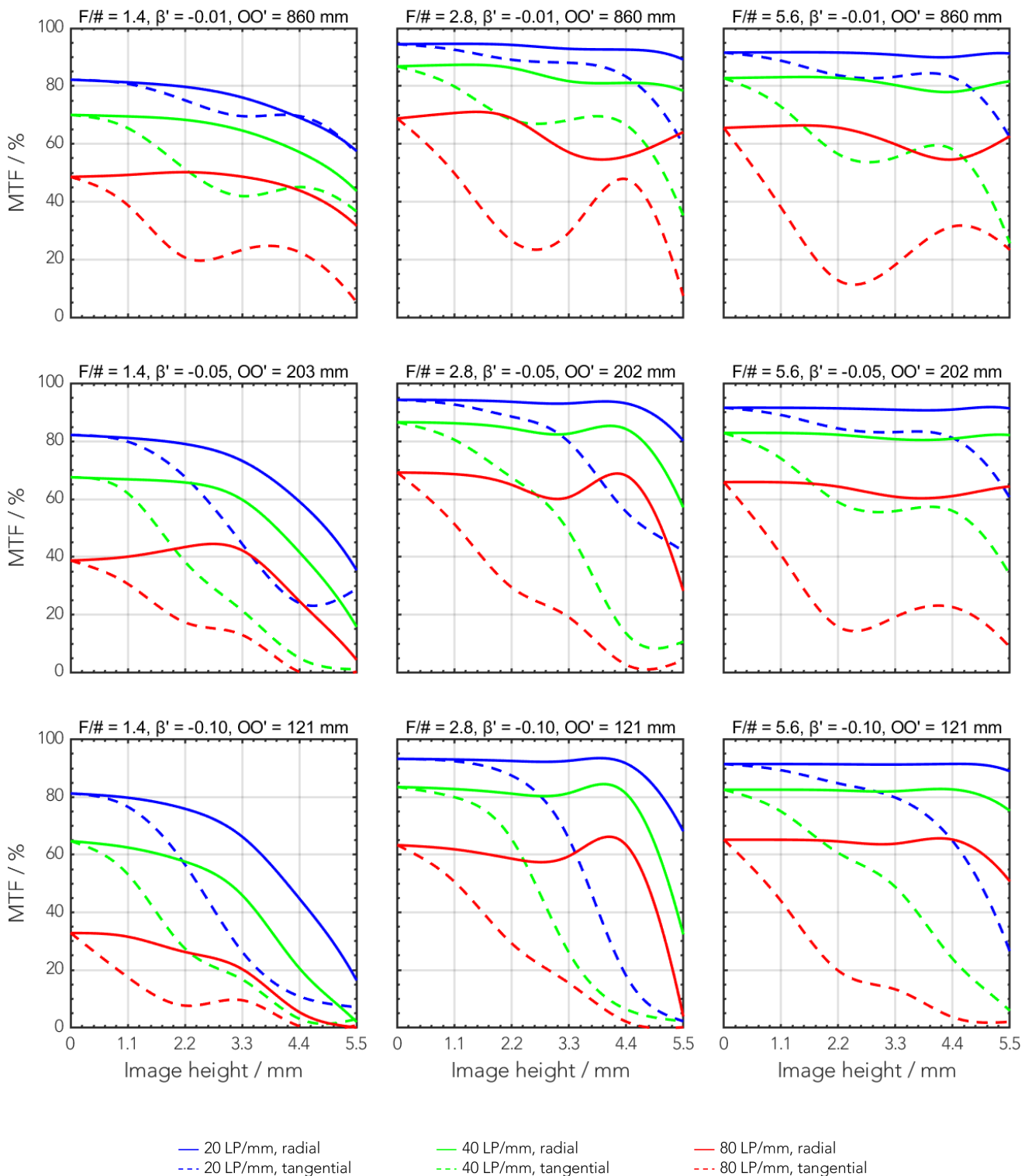
- 2D/3D metrology
- Robotics vision
- Industrial automation
- Traffic and surveillance

## Technical specifications

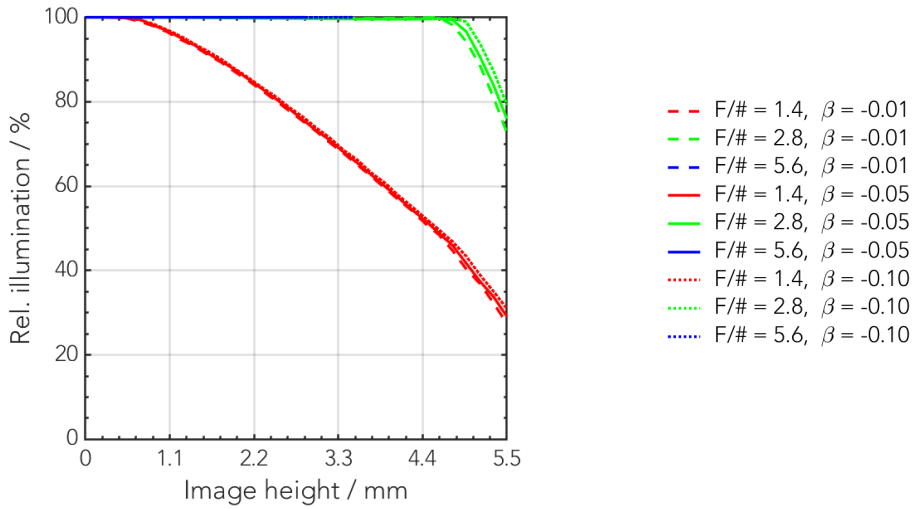
Type [ruggedized]	C-R
ID [ruggedized]	1062858
Interface	C-Mount
Focal length [mm]	8
F/# range	F/1.4 ... F/11
Numerical aperture [object   image]	-   0.34
Max. sensor size [mm]	11
Max. angle of view [°]	69
Rec. magnification range	-0.1 ... 0
Rec. working distance range [mm]	70 ... ∞
Min. working distance without extension tubes [mm]	0
Filter thread [mm]	M30.5 x 0.5
Storage temperature [°C]	-25 ... +70
Net. weight [standard] [g]	90
Additional info	-
f'eff [mm]	8.24
SF [mm]	11.70
S'F' [mm]	12.56
HH' [mm]	20.86
β'P	4.80
SEP [mm]	13.42
S'AP [mm]	-26.96
Σd [mm]	36.48

## MTF charts

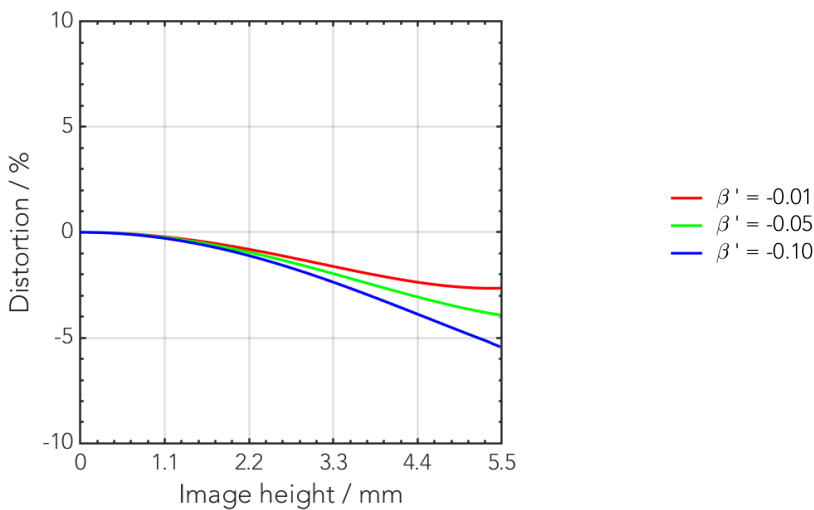
Spectrum name	VIS					
Wavelengths [nm]	425	475	525	575	625	675
Rel. weights [%]	8	16	23	22	19	13



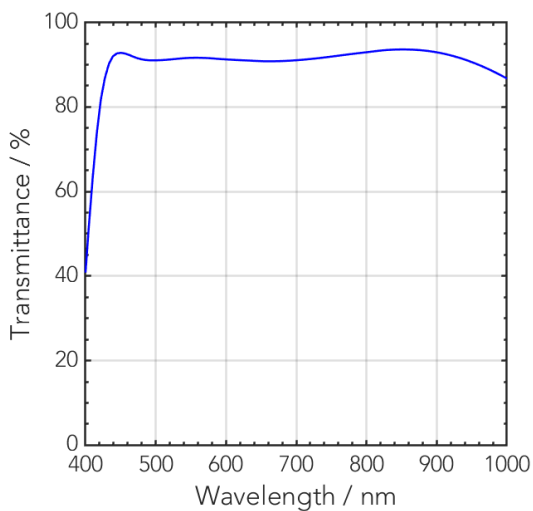
## Rel. illumination vs. image height



## Distortion vs. image height



## Transmittance vs. wavelength





Accessories	Mount	Eff. length	ID
Adapter	CS-Mount	5 mm	25081
	C-Mount / M42 x 1	5.5 mm	1075817
Extension tube	C-Mount / C-Mount	5 mm	39316
	C-Mount / C-Mount	8 mm	39315
	C-Mount / C-Mount	10 mm	39312

Annotation	
Focal length	Nominal focal length
F/# range	Image space F-number range for infinity focus position
Numerical aperture	Maximum real numerical aperture (depending on recommended magnification range either for infinity or respective fixed magnification)
Max. sensor size	Image circle diameter
Max. angle of view	Angle of view associated with maximum sensor size (depending on recommended magnification range either for infinity or respective fixed magnification)
Rec. magnification range	Magnification range as recommended by Schneider-Kreuznach
Rec. working distance range	Working distance, i.e. distance between object and first mechanical element, associated with recommended magnification range
Max. mechanical focus travel	Maximum possible movement of the lens from infinity position (depending on recommended magnification range either for infinity or respective fixed magnification)
Net weight	weight of unpacked lens without lens cap
$f'_{\text{eff}}$	Effective focal length
SF	Distance between vertex of first lens surface and object space focal point
S'F'	Distance between vertex of last lens surface and image space focal point (back focal distance at infinity)
HH'	Distance between principal planes
$\beta'P$	Pupil magnification (= exit pupil diameter / entrance pupil diameter)
SEP	Distance between vertex of first lens surface and entrance pupil
S'AP	Distance between vertex of last lens surface and exit pupil
$\Sigma d$	Distance between vertices of first and last lens surface
s'A	Flange focal distance (in air) for infinite object distance (depending on recommended magnification range either for infinity or respective fixed magnification)
$\beta'$	Magnification (= image size / object size), negative value because image is inverted
OO'	Distance between object and image

Unless otherwise stated all dimensions in this data sheet are in mm.

## Headquarters Europe

### **Jos. Schneider Optische Werke GmbH**

Ringstraße 132

55543 Bad Kreuznach

☎ +49 671 601 205

✉ [cs@schneiderkreuznach.com](mailto:cs@schneiderkreuznach.com)

[www.schneiderkreuznach.com](http://www.schneiderkreuznach.com)

## Offices Worldwide

### **America**

☎ +1 800 645 7239 (East Coast)

☎ +1 800 228 1254 (West Coast)

✉ [info@schneideroptics.com](mailto:info@schneideroptics.com)

### **Asia**

☎ +86 755 8832 1170

✉ [info@schneider-asiapacific.com](mailto:info@schneider-asiapacific.com)