


Bandpass 520-280 HT - on request



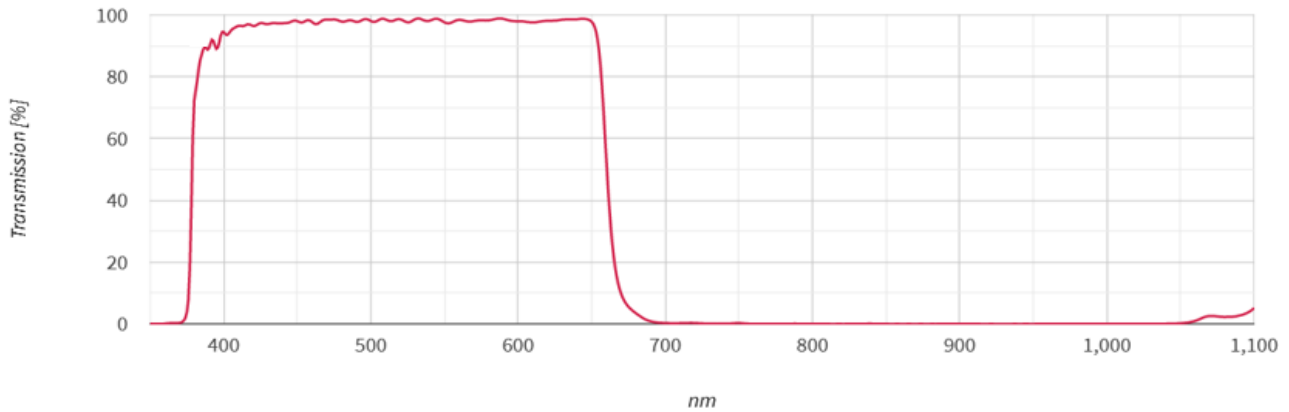
Schneider-Kreuznach magnetron sputtered industrial bandpass filters impress with steep slopes and high transmission at stable cut-on and cut-off wavelengths. The very flat surface makes them ideal for high end inspection systems. Schneider-Kreuznach bandpass filters are RoHS conform. Custom sizes are available on request.



Key features	Applications
<ul style="list-style-type: none"> • Average transmittance 95% • Steep slopes • Wavelength tolerance +/- 1% • Deep blocking / High optical density 	<ul style="list-style-type: none"> • Automation • 3D Measurement • Food and beverage inspection • Ophthalmology • Microscopy • Robotics

Standard Products		available on request	
Name	Description	Name	Description
BP 465-70 HT	Bandpass 430 - 500 nm	BP 490-180 HT	Bandpass 400 - 580 nm
BP 540-80 HT	Bandpass 495 - 580 nm	BP 515-270 HT	UV/IR Cut 380 - 650 nm
BP 540-300 HT	UV/IR Cut 390 - 690 nm	BP 520-280 HT	UV/IR Cut 380 - 660 nm
BP 575-170 HT	Bandpass 495 - 660 nm	VIS-85 HT	400 - 650 nm & 800 - 900 nm
BP 590-50 HT	Bandpass 565 - 615 nm	BP 590-200 HT	Bandpass 595 - 690 nm
BP 635-50 HT	Bandpass 610 - 660 nm	BP 640-100 HT	Bandpass 590 - 590 nm
BP 660-60 HT	Bandpass 630 - 690 nm	BP 680-100 HT	Bandpass 630 - 730 nm
BP 850-80 HT	Bandpass 810 - 890 nm		
BP 865-100 HT	Bandpass 815 - 915 nm		

Bandpass 520-280 HT - on request



Technical specifications	according to ISO 10110
Angle of incident	0° +/- 8°
Cut-on wavelength	380 +/- 5 nm
Cut-off wavelength	660 +/- 7 nm
Transmittance	420 - 640 nm: $T_{ave} > 95\%$; $T_{abs} > 90\%$
Blocking	< 365 nm: $T_{abs} < 1.0\%$
	710 - 1050 nm: $T_{abs} < 1.0\%$
Wavefront distortion	$\varnothing > 18 - 30$ mm: 13/ 1(0.25) $\varnothing > 30 - 50$ mm: 13/ 1(0.30)
Parallelism	1'
Glass thickness tolerance	+/- 0.08mm

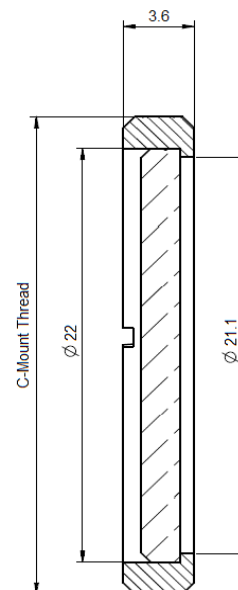
C-Mount

Defined by 1" (25.4mm) diameter and 32 turns per inch pitch, the C-Mount thread is a popular camera mount in machine vision industry. Schneider-Kreuznach offers a CMT mount option for most filters. So filters fit in any C-Mount based mechanics, including the C-Mount thread of a camera. The extension of the back flange distance has to be considered for imaging applications.

Key features	Applications
--------------	--------------

- | | |
|---|---|
| <ul style="list-style-type: none"> • Fits in C-Mount cameras • Robust • Black anodized brass | <ul style="list-style-type: none"> • Mounted in C-Mount camera threads • In vision systems based on C-Mount mechanics |
|---|---|

Thread	Diameter	Clear Aperture	Thickness
1" - 32	25.4 mm	21.1 mm	3.6 mm



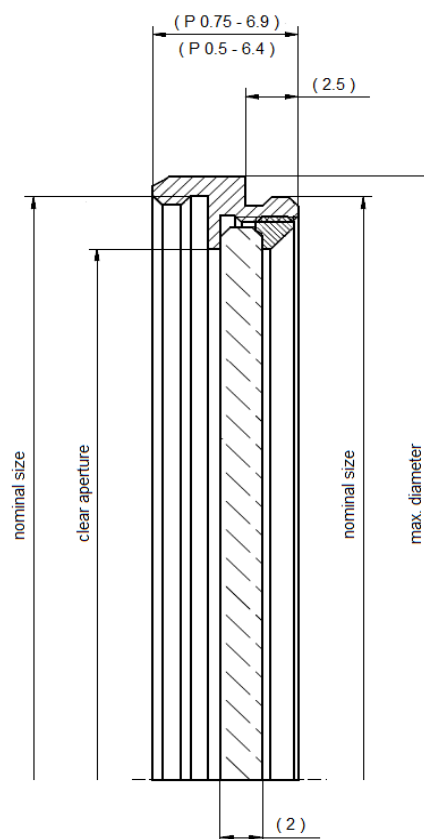
SH-Mount

SH-Mount is the standard thread mount when high flexibility and stability is required. The filter glass is held in place by a retainer ring. SH-Mounts are extremely robust, have a female and male M-thread and can be stacked if several filters must be combined.

Key features	Applications
--------------	--------------

- | | |
|---|---|
| <ul style="list-style-type: none"> • Stackable • Robust • Black anodized brass | <ul style="list-style-type: none"> • Mounted on lenses • Mounted on measurement instruments |
|---|---|

Thread	Diameter	Clear Aperture	Thickness
M 25.5x0.5	29.5 mm	20.8mm	6.4 mm
M 27.0x0.5	31.0 mm	21.8 mm	6.4 mm
M 35.5x0.5	39.5 mm	29.8 mm	6.4 mm
M 37.0x0.75	41.0 mm	31.8 mm	6.9 mm
M 39.0x0.5	43.0 mm	33.8 mm	6.4 mm
M 40.5x0.5	44.5 mm	35.8 mm	6.4 mm
M 43.0x0.75	47.0 mm	37.8 mm	6.9 mm
M 46.0x0.75	50.0 mm	40.8 mm	6.9 mm
M 49.0x0.75	53.0 mm	43.8 mm	6.9 mm
M 52.0x0.75	56.0 mm	46.8 mm	6.9 mm
M 55.0x0.75	59.0 mm	49.8 mm	6.9 mm
M 58.0x0.75	62.0 mm	52.8 mm	6.9 mm
M 62.0x0.75	66.0 mm	56.8 mm	6.9 mm
M 67.0x0.75	71.0 mm	61.8 mm	6.9 mm



SN1-Mount

The SN1-Mount was designed for the popular M30.5x0.5 thread. With its high clear aperture, vignetting can be avoided even for wide angle applications. The filter is glued into the mount. So it is secured against vibrations when integrated into robots or production lines. It is ideal to be used in automated fabrication. SN1-Mounts have a male and female M-thread and can be stacked if several filters must be combined.

Key features	Applications
<ul style="list-style-type: none"> • Maximum clear aperture • No vignetting • Stackable • Robust • Black anodized brass 	<ul style="list-style-type: none"> • Mounted on lenses • Mounted on measurement instruments

Thread	Diameter	Clear Aperture	Thickness
M 30.5x0.5	32 mm	28 mm	6.5 mm



Headquarters Europe

Jos. Schneider Optische Werke GmbH
Ringstraße 132
55543 Bad Kreuznach
+49 671 601 205
isales@schneiderkreuznach.com
www.schneiderkreuznach.com

Offices Worldwide

America

+1 800 645 7239 (East Coast)
+1 800 228 1254 (West Coast)
info@schneideroptics.com

Asia

+86 755 8832 1170
info@schneider-asiapacific.com